

## 4-Port 10/100Mbps Industrial Switch with 1 Fiber Uplink



IES7210-4E1FX-CA

### Key Features:

- Ports:** Provide 4\*10/100Mbps Ethernet ports with 1 155Mbps SC/FC
- Self-adaption:** RJ45 port supports 10/100Mbps Auto MDI/MDIX
- Industrial Installation:** Din Rail mounting installation
- Wide Application:** Designed for Railway, traffic etc some Industrial environment
- Surge protection:** Protect the device from lightning surges and others electrical hazards
- Working Temperature:** -40 to 85 degrees operating temperature
- Considerate Design:** IP40 Industrial enclosure with Dual power input
- Easy to use:** Plug and play, No configuration required

### Environmentally Hardened Design

With the **IP40** metal industrial case which provides a high level of immunity against electromagnetic interference and heavy electrical surges, Being able to operate under the temperature range from **-40 to 85 degrees C**, the IES7210-4E1FX can be placed in almost any difficult environment.



### Dual Power input for High Availability Network

Featuring a strong dual power input system with wide-ranging voltages (12V~36V DC or 24V AC) incorporated into customer's automation network to enhance system reliability and uptime which make the installation more flexible and convenient.

### Surge Protection Design

Provides contact discharge of  $\pm 8\text{KV}$  DC and air discharge of  $\pm 15\text{KV}$  DC for Ethernet ESD protection. It also supports  $\pm 6\text{KV}$  surge immunity to improve product stability and protects users' networks from devastating ESD attacks, making sure the flow of operation does not fluctuate.



### Fiber Uplink Port

With fiber Uplink (SC connector) available, the Fiber uplink port is ideal for connecting the switch to the network's backbone, providing more than enough bandwidth and stability for ultra high speed data transferring, Beside the fiber can transmitte the date with Max 100Km distance with more economic solution

# IES7210-4E1FX-CA

## 4-Port 10/100Mbps Industrial Switch with 1 Fiber Uplink

### Technical Datasheet

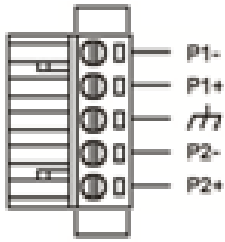
<b>Model</b>	<b>IES7210-4E1FX-CA</b>	
<b>Hardware Specifications</b>		
ports	4 10/100BASE-T RJ45 auto-MDI/MDI-X ports 1 155Mbps SC Slot	
Connector	Removable 4-pin terminal block Pin 1/2 for Power 1; Pin 3/4 for Power 2	
LED Display	Power Indicator: PWR(green).Network Indicator: Link(yellow) SC: Green	
Power requirements	12~36V DC	
Power Consumption	Less than 3Watts	
Power Connector	Removable 4-pin terminal block,Pin 1/2 for Power 1; Pin 3/4 for Power 2	
Installation	DIN-rail kit and wall-mount kit	
Switch Performance	Backplane bandwidth	1.8Gbps
	Packet forwarding rate	0.75Mpps
	MAC address	4k
	Flow control	Back pressure for half duple. IEEE 802.3x pause frame for full duplex
Enclosure	IP40 Metal case	
ESD Protection	6KV ESD	
Dimension(W x D x H)	30 x 90 x 115mm (1.18in x 3.54in x 4.53in )	
Weight	0.32Kg	
<b>Standards Conformance</b>		
Network standard	IEEE 802.3 10Base-T	
	IEEE 802.3u 100Base-Tx	
	IEEE 802.3az EEE	
Stability Testing	FCC CFR47 Part 15, EN55022/CISPR22, Class A	
	EMS:	
	IEC61000-4-2 (ESD): ±8kV (contact), ±15kV (air)	
	IEC61000-4-3 (RS): 10V/m (80MHz-2GHz)	
	IEC61000-4-4 (EFT): Power Port: ±4kV; Data Port: ±2kV	
	IEC61000-4-5 (Surge): Power Port: ±2kV/DM, ±4kV/CM; Data Port: ±2kV	
	IEC61000-4-6 (CS): 3V (10kHz-150kHz); 10V (150kHz-80MHz)	
	IEC61000-4-16 (Common mode conduction): 30V (cont.), 300V (1s)	
	IEC 60068-2-32 (free fall)	
	IEC 60068-2-27 (shock)	
IEC 60068-2-6 (vibration)		
<b>Environment</b>		
Environment specification	Operating temperature: -40°C~85°C, operating humidity: 5%~95%	
	Storage temperature: -40°C~85°C, storage humidity: 5%~95%	
Warranty	2 Years	

# IES7210-4E1FX-CA

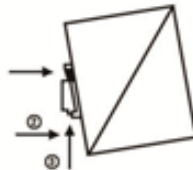
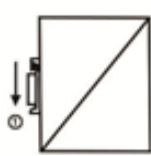
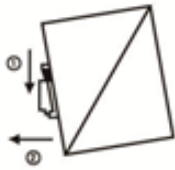
## 4-Port 10/100Mbps Industrial Switch with 1 SFP

### Installation Models

#### Power Terminal

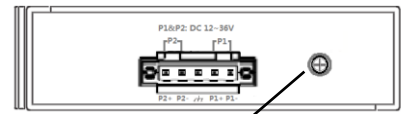


- ◆ 5-pin 3.81mm-spacing plug-in terminal
- ◆ 12V-36VDC wide voltage input
- ◆ P1&P2 dual power input
- ◆ Reverse protection



Din-Rail

#### Earth Protection

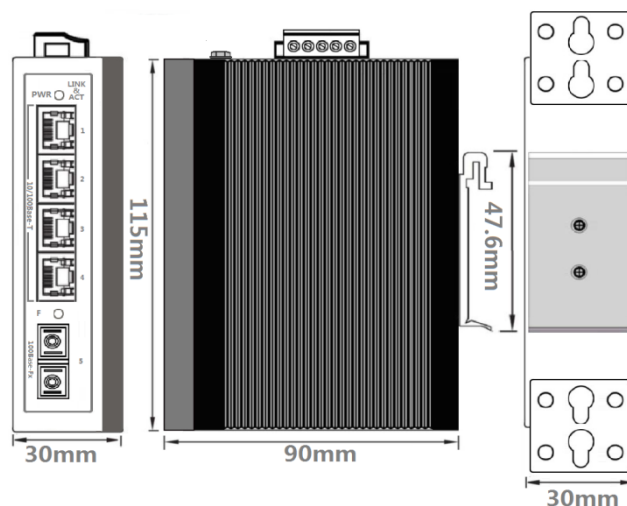


Ground terminal or screw

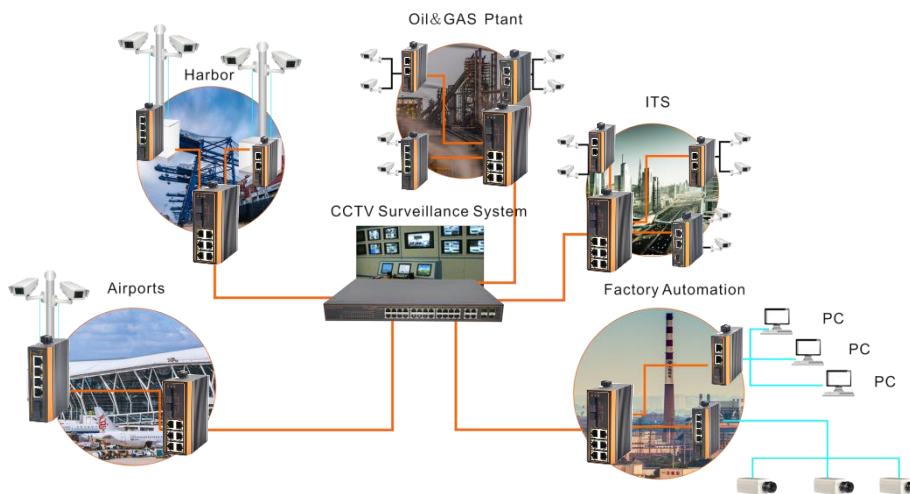


Wall mounting

### Mechanical Drawing



### Applications



#### Ordering Information

IES7210-4E1FX-CA 4 Ports 10/100Mbps Industrial Ethernet switch With 1 Fiber Uplink.SC connector,20KM