

24-Port 10/100/1000Mbps  
Managed Ultra PoE Switch with 4  
1000M Combo Uplink



MSTP  
RSTP

IPv6/IPv4  
ACL/QoS



FMC-24PGE4GC-BT

## Key Features:

**Ports:** Provide 24\*10/100/1000Mbps PoE ports and 4 \*1000Mbps Combo Uplink, 1 Console port

**PoE Standard:** IEEE802.3af/at/bt Power over Ethernet (PoE) Compliant

**Total Power:** Total power budget of 600W and 65W for single PoE ports

**Self-adaption:** RJ45 port supports 10/100/1000Mbps Auto MDI/MDIX

**Managed:** Support remote web managed, VLAN and storm contro and IPV6 managementl etc.

**Wide Application:** Designed for Wifi AP and IP Security camera. LED Lighting etc

**Surge protection:** Protect the device from lightning surges and others electrical hazards

**Considerate Design:** Rack mount installation with fanless design

**Easy to use:** Plug and play, No configuration required

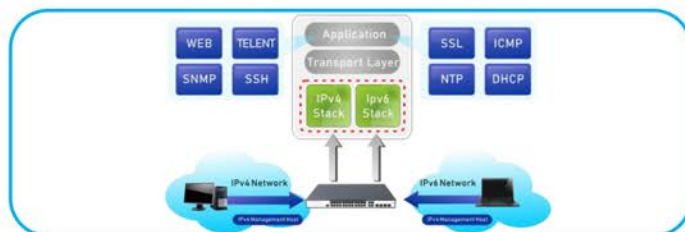
## Versatile PoE Port

Featuring 24\* 10/100/1000Mbps PoE ports which support IEEE802.3af/at/bt standard and 4 \* 1000Mbps Uplink and 4 Gigabit SFP ports. the **Cablexa USA** PoE switch provides Maximun power budget of 600W and 65W for single PoE ports sepectively, allowing users to have several different Networking products configured



## Cost-effective IPv6 Managed Gigabit PoE Switch Solution

With layer 2+ managed Gigabit PoE Switch, It provides IPv6/IPv4 management and built-in L2/L4 Gigabit Switching engine, and supports high-speed transmission of surveillance images and videos.



## Surge Protection Design

Reaching 6KV surge protection, the PoE ports owns the capacity to keep the PoE Switch from lightning strikes and other electrical surges, offering reliable performance even in some harsh environments.



## 802.3bt PoE++ 65watt Power over 4-pair UTP

PoE switch adopts the IEEE 802.bt PoE++ standard and PoH technology, it is capable to source up to 65-90 watts of power by using all the four pairs of standard Cat5e/6 Ethernet cabling to deliver power and full-speed data to each remote PoE compliant powered device (PD)

# FMC-24PGE4GC-BT

24-Port 10/100/1000Mbps Managed Ultra PoE Switch with 4 1000M Combo Uplink

## Technical Datasheet

Model	FMC-24PGE4GC-BT	
Hardware Specifications		
Connector	24 10/100/1000BASE-T RJ45 auto MDI/MDIX ports	
	4 10/100/1000BASE-T RJ45 auto MDI/MDIX ports	
	4 1000 Base-X SFP Slots      1 Console port	
PoE Port	24 10/100/1000Mbps POE PSE port	
SFP	Single fiber/Dual fiber supported. Distance varies by module	
Thermal Fan	Fanless Design	
LED indicators	Power Indicator: PWR(green).	
	Network Indicator: Link(yellow)	
	PoE Working Indicator: PoE(green)	
Switch Architecture	Store and Forward	
Transmission model	IEEE802.3X full-duplex and Backpressure half-duplex	
Switch Performance	Backplane bandwidth	64Gbps
	Packet forwarding rate	47.61Mpps
	MAC address	16k
Power requirement	AC100-240V 50/60Hz	
ESD Protection	6KV ESD	
Dimension(W×D×H)	440mm x 290mm x 44.5mm(17.32in x 11.42in x 1.75in)	
Weight	5kg	
Power over Ethernet (PoE) Specifications		
Network standard	IEEE802.3i 10 BASE-T	
	IEEE802.3u 100 BASE-TX	
	IEEE802.3x Flow Control	
	IEEE802.3af Power over Ethernet	
	IEEE802.3at Power over Ethernet	
	IEEE802.3bt Power over Ethernet	
	IEEE802.3az EEE	
PoE Standard	IEEE 802.3af Power over Ethernet/PSE	
	IEEE 802.3at Power over Ethernet Plus/PSE	
	IEEE 802.3bt Power over Ethernet Plus/PSE	
PoE Supply Type	1/2(-), 3/6(+), 4/5(+), 7/8(-)	
PoE Power Output	Per Port 52V DC. max.70 watts	
PoE Power budget	600W/800W	
Layer 2 Functions		
Port Mirroring	TX / RX / both    Many-to-1 monitor	
Vlan	802.1Q tagged-based VLAN	
	Up to 256 VLAN groups, out of 4094 VLAN IDs	
	802.1ad Q-in-Q tunneling	
	Voice VLAN;Protocol VLAN;Private VLAN (Protected port),GVRP	
Link Aggregation	IEEE 802.3ad LACP and static trunk	

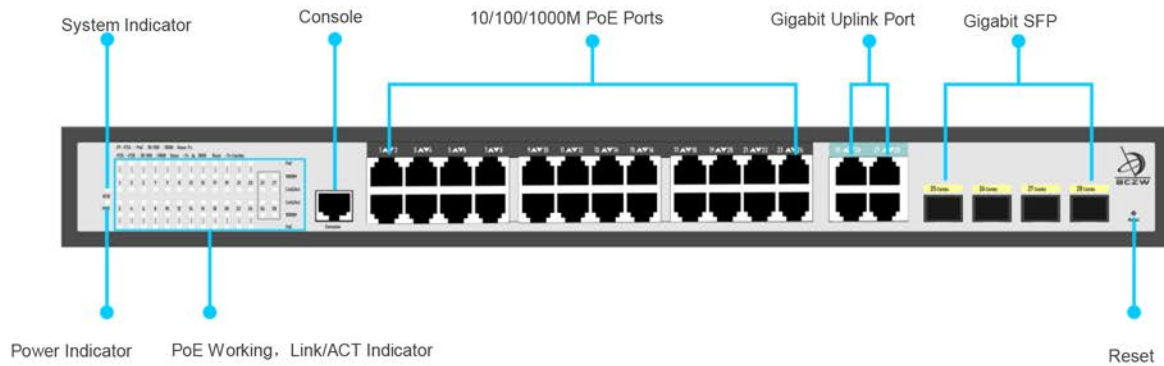


	Supports 8 groups of 8-port trunk
Spanning Tree Protocol	STP, IEEE 802.1D Spanning Tree Protocol RSTP, IEEE 802.1w Rapid Spanning Tree Protocol MSTP, IEEE 802.1s Multiple Spanning Tree Protocol
IGMP Snooping	IGMP (v2/v3) snooping IGMP querier Up to 256 multicast groups
MLD Snooping	MLD (v1/v2) snooping, up to 256 multicast groups
Access Control List	IPv4/IPv6 IP-based ACL / MAC-based ACL
PoE Management	Open or close port Standard POE scheduling management Power and current display Automatic restarting function of equipment dead machine Timing Support IP bindings restarting
QoS	8 mapping ID to 8 level priority queues --- Port number --- 802.1p priority --- 802.1Q VLAN tag --- DSCP field in IP packet Traffic classification based, strict priority and WRR
Security	IEEE 802.1X port-based authentication Built-in RADIUS client to co-operate with RADIUS server RADIUS / TACACS+ user access authentication IP-MAC port binding MAC filtering Static MAC address DHCP Snooping and DHCP Option82 STP BPDU guard, BPDU filtering and BPDU forwarding DoS attack prevention ARP inspection IP source guard
Management Function	
Basic Management Interfaces	Web browser / Telnet / SNMP v1, v2c, V3 Firmware upgrade by HTTP / TFTP protocol through Ethernet network Remote / Local Syslog, System log, LLDP protocol, SNMP
Secure Management Interfaces	SSH, SSL, SNMP
SNMP MIBs	RFC 1213 MIB-II RFC 1215 Generic Traps RFC 1493 Bridge MIB RFC 2674 Bridge MIB Extensions RFC 2737 Entity MIB (Version 2) RFC 2819 RMON (1, 2, 3, 9) RFC 2863 Interface Group MIB RFC 3635 Ethernet-like MIB
Environment	
Safety	FCC Part15 Class A, CE, RoHS
Environment specification	Operating temperature: -20℃~55℃, operating humidity: 5%~95% Storage temperature: -40℃~75℃, storage humidity: 5%~95%

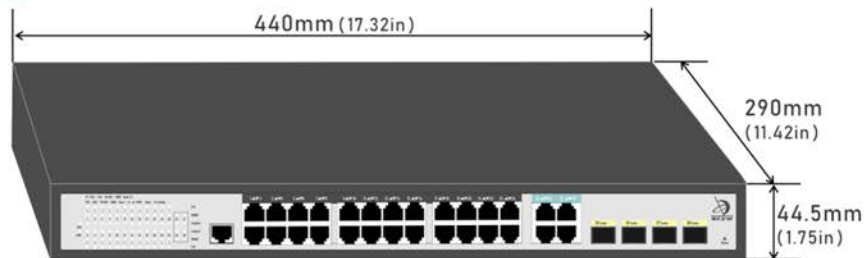
# FMC-24PGE4GC-BT

24-Port 10/100/1000Mbps Managed Ultra PoE Switch with 4 1000M Combo Uplink

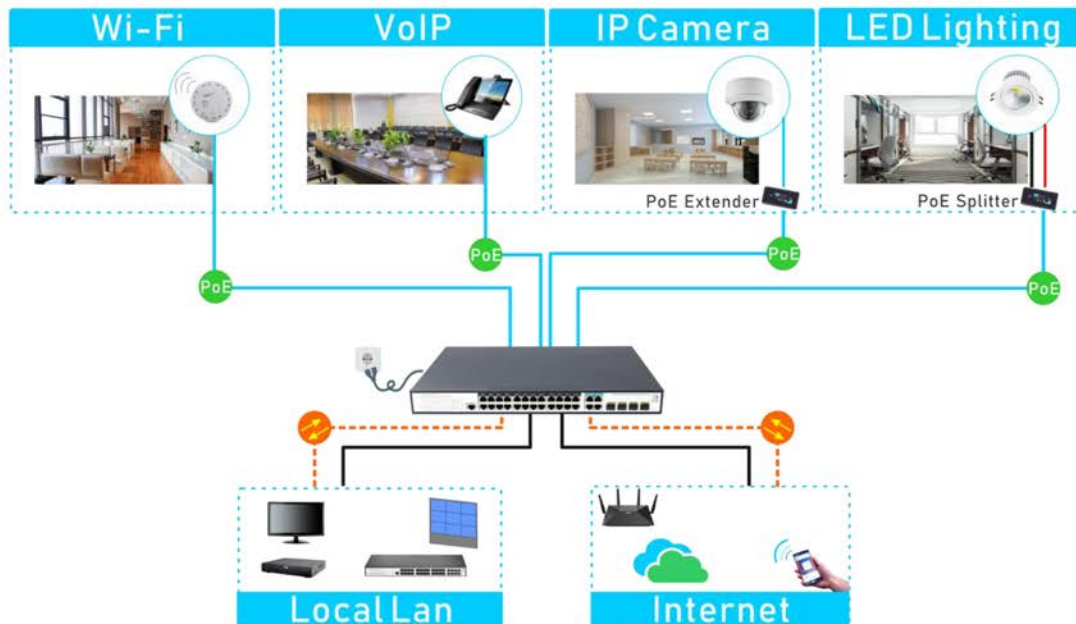
## Interfaces



## Structure Diagrams



## Applications



### Ordering Information

**FMC-24PGE4GC-BT**

24 Ports 10/100/1000Mbps managed Ultra PoE switch with 4 Gigabit Combo Uplink, 6KV surge protection, IEEE802.3af/at/bt